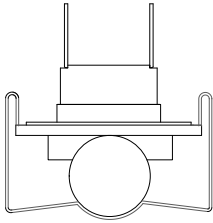
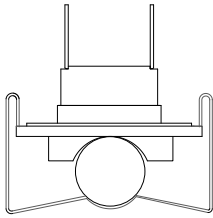


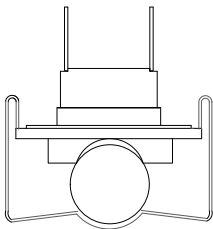
PROPER PIPE MOUNT SIZING
IMPORTANT FOR HEAT TRANSFER AND PROPER SWITCH OPERATION



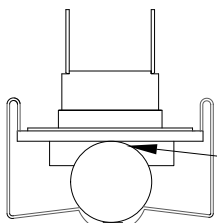
Proper Fit between Clean Pipe and Switch
Use Thermal Paste for Heat bTransfer
Pipe and Tubing are sized differntly
USE O.D. of Pipe or Tube to size correctly



1/2" Pipe Mount Switch on 7/16" O.D.Pipe
Use Heat Transfer Paste between pipe and switch
ACCEPTABLE but not Optimum



1/2" Pipe Mount Switch on a 5/8" O.D.Pipe
Air Gap between Switch and Pipe
DO NOT DO THIS
Heat Transfer Between Pipe and Switch Minimal



Tight Fit between Pipe and Switch is Important
Thermal Paste Fills Air Gaps and allows for Heat Transfer
When Shimming to tighten Mount ..Always shim between Pipe and Clip
DO NOT SHIM Between Switch and Pipe

SHIM